



UNION
UNION

SAFETY FIRST WORK SAFELY SAFETY FIRST WORK SAFELY SAFETY FIRST WORK SAFELY SAFETY FIRST WORK SAFELY

177 177 183 179 180
183 179 180
177 176 182
177 176 182

URR URR 183 179 180 176 182
URR URR 183 179 180 176 182

UNION
UNION

M.J. 8-48 M.J. 4-45 CAPY 100000 M.J. 12-46 M.J. 12-46
M.J. 9-46 M.J. 4-45 LD LMT 122700 G.V. 6-47 BLT. 3-25
LT WT 46300 G.V. 6-47 BLT. 3-25
M.J. 8-48 M.J. 8-48 CAPY 100000 BLT. 3-25
M.J. 9-46 M.J. 9-46 LD LMT 122700 BLT. 3-25
M.J. 10-47 M.J. 10-47 LT WT 46300 G-10 G-10

CAPY 100000 LD LMT 124600 LT WT 44200
CAPY 100000 LD LMT 124600 LT WT 44200

3030130 3030130 3030130

UNION URR URR
UNION URR URR

1234 1234
5678 5678
5678 5678

URR URR URR 4-1234 URR URR URR
92943567 92943567 41234
92943567 92943567 41234
92943567 92943567 41234

M.J. 1-39 M.J. 1-39 M.J. 9-44 M.J. 9-44
CAPY 140000 LD LMT 138850 LT WT 71150
CAPY 140000 LD LMT 138850 LT WT 71150

CAPY 50 CU. YDS. BLT. 4-40 BLT. 4-40
NEW 4-40 NEW 4-40
735 768 701 735 768 701

CARDWEST NYDE DRAFT GEAR
NO 3 BRAKE BEAMS
A-AX HAND BRAKES WROST STEEL WHEELS
CARDWEST NYDE DRAFT GEAR
NO 3 BRAKE BEAMS
A-AX HAND BRAKES WROST STEEL WHEELS

CAPY 50 CU. YDS.
735 768 701 735 768 701

U.R.R. G-8
U.R.R. G-8

UNION 9083
UNION 9083

CAPY 140000 LD LMT 156700 LT WT 53300
CAPY 140000 LD LMT 156700 LT WT 53300

NEW 4-36 BLT. 4-36 M.J. 1-47 M.J. 4-45
NEW 4-36 BLT. 4-36 M.J. 1-47 M.J. 4-45

January 1948 ORER

FREIGHT EQUIPMENT.																								
The freight cars of this Company are marked "Union" and "U. R. R." and are numbered and classified as follows:																								
ITEM NUMBER A. L. L. Mark Identification	MARKINGS AND KIND OF CARS	NUMBERS.	DIMENSIONS.											CAPACITY.										
			INSIDE.			OUTSIDE.				DOORS.				Gals. Per Load.	Pounds or Gallons.	Number of Cans.								
			Length	Width	Height	Length	Width	Height	Side	End	Side	End												
ft.	in.	ft.	in.	ft.	in.	ft.	in.	ft.	in.	ft.	in.	ft.	in.	ft.	in.	ft.	in.							
1	Box, Steel Underframe	160 to 169	30	8	8	33	10	9	4	0	10 1/2	18	6	18	4	14	1	0	7	6	2500	100000	10	8
2	Box, " "	176 to 185	40	8	8	41	7	9	5	0	10 1/2	18	6	18	4	14	1	0	7	6	2500	100000	10	8
3	Flat, All Steel.	600 to 619	49	10	9	3	43	8	10	10	10	3	9	5	7	0	0	0	0	0	3000	100000	10	6
4	Flat, " "	650 to 697	31	10 1/2	8	15	34	6 1/2	9	6	0	7	4	4 1/2	8	10 1/2	0	0	0	0	3000	100000	10	6
5	Flat, Intention, Side Body.	700 to 799	43	6	9	6	43	10	6	10	6	8	5 1/2	8	3 1/2	0	0	0	0	0	1200	100000	10	10
6	" " " "	920 to 929	48	11	8	9 1/2	45	3	10	10	10	8	6 1/2	8	6 1/2	0	0	0	0	0	1200	100000	10	10
7	" " " "	930 to 939	48	11	8	11 1/2	45	9 1/2	10	10	10	8	6 1/2	8	6 1/2	0	0	0	0	0	1200	100000	10	10
8	" " " "	999	42	11	8	13 1/2	45	10	10	10	10	8	6 1/2	8	6 1/2	0	0	0	0	0	1200	100000	10	10
9	Hopper, Steel.	8000 to 8510	30	6	9	5 1/2	33	11	10	10	10	10	8	11	5	0	0	0	0	0	1800	100000	10	471
10	" " " " Sub A	" " " "	" " " "	" " " "	" " " "	" " " "	" " " "	" " " "	" " " "	" " " "	" " " "	" " " "	" " " "	" " " "	" " " "	" " " "	" " " "	" " " "	" " " "	" " " "	100000	100000	10	45
11	" " " "	4000 to 4499	33	10	9	3	34	10	10	10	10	10	8	10	8	0	0	0	0	0	3000	100000	10	100
12	" " " "	15000 to 15519	43	2	10	5 1/2	42	10	6	10	6 1/2	12	0	12	6	0	0	0	0	0	3575	100000	10	100
13	" " " "	15520 to 15999	40	2	9	6	40	10	1	10	1 1/2	10	6	11	4	0	0	0	0	0	3025	100000	10	149
14	" " " "	15970 to 16197	40	2	9	6	40	10	1	10	1 1/2	10	6	11	4	0	0	0	0	0	3000	100000	10	128
15	Box, Steel, Flat Bottom.	8000 to 8999	30	6	9	6	33	3	10	10	10	10	8	11	5	0	0	0	0	0	1400	100000	10	925
16	Box, Steel, Flat Bottom.	8500 to 8999	41	6	9	6	41	3	10	10	10	10	8	11	5	0	0	0	0	0	1511	100000	10	900
17	Box, Steel, Flat Bottom.	9000 to 9999	50	6	9	6	50	3	10	10	10	10	8	11	5	0	0	0	0	0	1439	100000	10	1000
18	Caboose.	C1 to C44																						
Total																424								

- Overcoat the model with Testors Gloss Coat or Wet Look spray paint and allow to dry
- Cut the decal out with scissors or a sharp hobby knife and soak it in water for 10 seconds
- Larger decals can be cut into pieces because they can sometimes be difficult to work with
- Lay the decal on a damp paper towel for 1 minute
- Apply Microscale Microset to the area on the model where the decal will be applied
- Pull the decal off the backing paper and onto the model with a soft paintbrush
- Correctly position the decal and let it dry thoroughly
- Apply another coat of Gloss Coat or Wet look
- Allow to dry and finish the model with Dull Coat




Stores Department Box Car




Stores Department Box Car

G-9




G-8



Differential 50 cu. yd. (level full) 2-Way Dump Car.

Differential Dump Car



G-10



Fuel Service Tank Cars 300-309 Not Listed in ORER